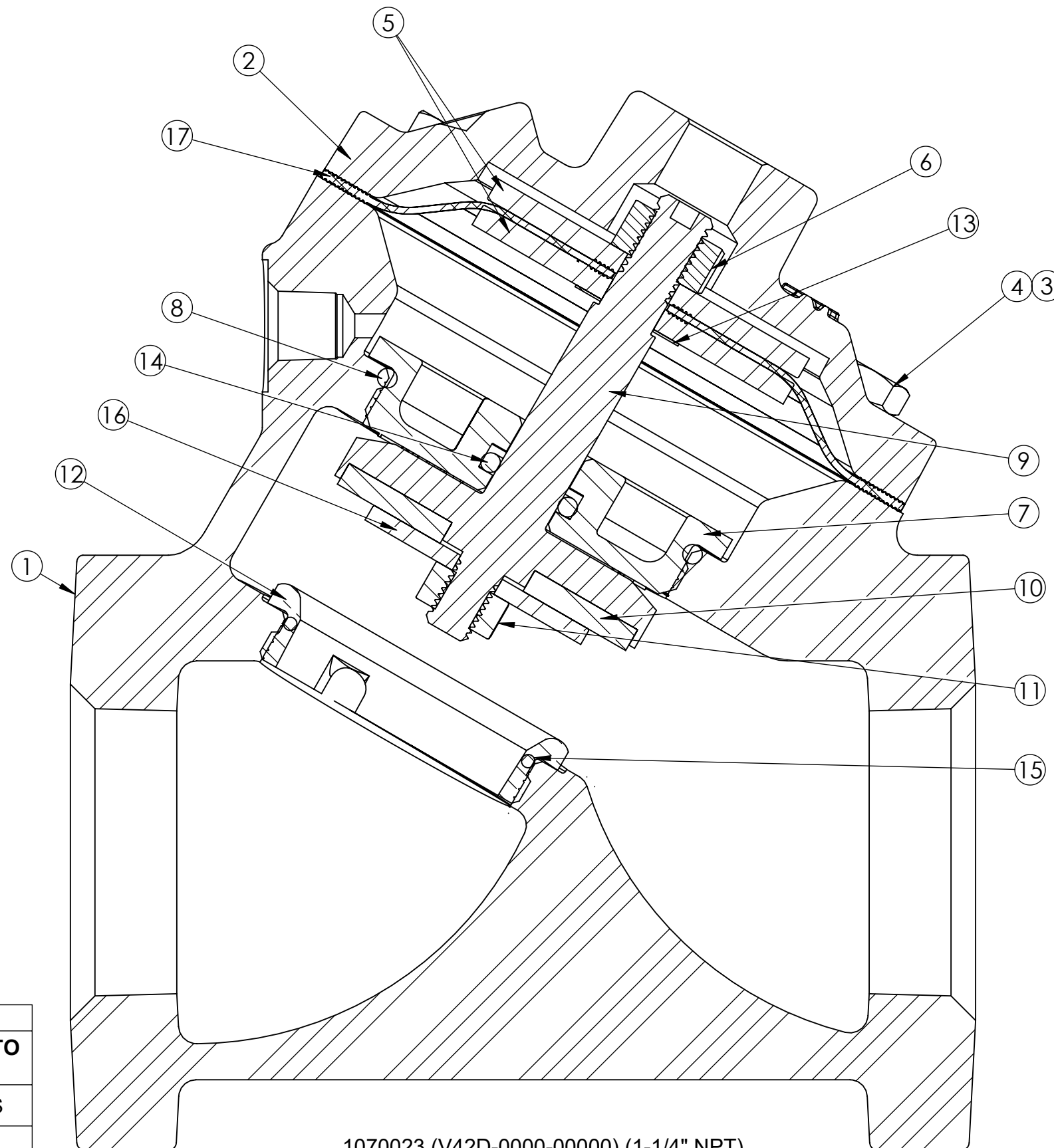
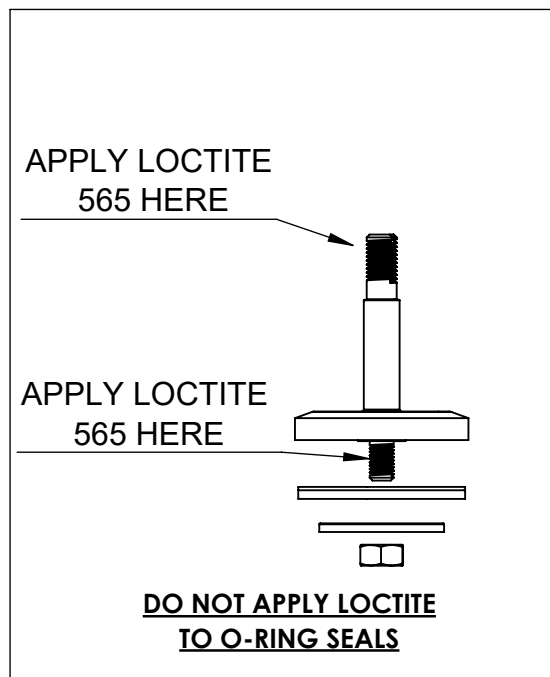
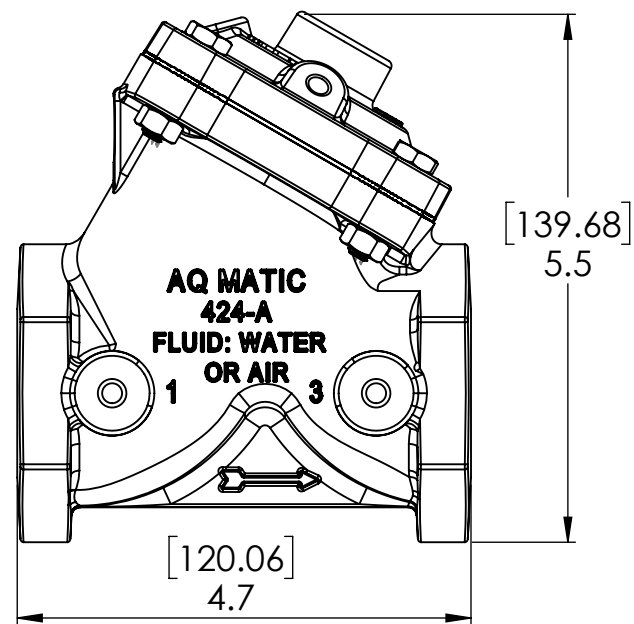


REPAIR PARTS KITS

DESCRIPTION	PART NO.		
DIAPHRAGM & SEALS KIT CONSISTS OF ITEM NO'S 6,8,10,11,13,14,15,17	1070069 (424-RA)	1070082 (424-RAE)	1070094 (424-RAV)
	BUNA N INCLUDES DIAPHRAGM 1074222 (424-FB)	E.P.D.M. INCLUDES DIAPHRAGM 1074222 (424-FB)	FKM INCLUDES DIAPHRAGM 1074224 (424-FV)
INT. PARTS KIT (NORM. OPEN) CONSISTS OF STANDARD ITEM NO'S 5(2),7,9,16	1070119 (424-RF)		
SEAT (ITEM NO. 12)	1074245 (424-MO)		

REVISIONS				
ECN	REV.	DESCRIPTION	DATE	APP'D
1752	X	NEW VALVE AND COVER CASTINGS	8/7/20	
1814	Y	WAS 1/4"-18, CORRECTION 1/4"-20	1/5/21	
2041	Z	PART NUMBER CORRECTIONS	3/16/22	
2055	AA	PART NUMBER CORRECTIONS	4/22/22	
2171	AB	REPLACED 1074226 (SHAFT GUIDE) WITH 43852	11/22/22	

ASSEMBLY TOOLS	
DESCRIPTION	PART NO.
FOR INSTALLATION AND REMOVAL OF SEAT (ITEM #12) (TOOL NOT SHOWN)	1074247 (424-MT)
FOR INSTALLATION AND REMOVAL OF SHAFT GUIDE (ITEM #7) 3/4" HEX. SOCKET DRIVER	



1070023 (V42D-0000-00000) (1-1/4" NPT)
 1070025 (V42E-0000-00000) (1-1/2" NPT)

NORMALLY OPEN (STANDARD)

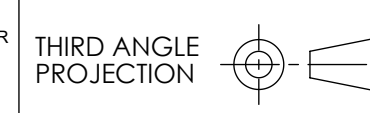
TORQUE TABLE		
ITEM #	DESCRIPTION	TORQUED TO (+/- 10%)
12	SEAT	120 IN/LBS
11	LOWER NUT	90 IN/LBS
7	SHAFT GUIDE	120 IN/LBS
6	UPPER NUT	90 IN/LBS
3 & 4	NUT & CAP SCREW	90 IN/LBS

ITEM NO.	DESCRIPTION	STD.	PART NUMBER	QTY.	
1	BODY	CAST IRON	1- 1/4" NPT	1074196 (424-A5)	1
			1- 1/2" NPT	1074199 (424-A6)	
		BRASS	1- 1/4" NPT	1074190 (424-AB5)	
			1- 1/2" NPT	1074193 (424-AB6)	
		CAST IRON	1- 1/4" BSP	1074197 (424-A5-BSP)	
			1- 1/2" BSP	1074200 (424-A6-BSP)	
2	CAP	CAST IRON	1074202 (424-C)	1	
		CAST BRASS	1074206 (424-CB)		
3	HEX NUT 1/4" - 20	PLATED STEEL	1071656 (NUZ-0008)	4	
		SS	1071649 (NUZ-0007)		
4	HEX SCREW 1/4" - 20	PLATED STEEL	1072399 (SCZ-0007)	4	
		SS	1072392 (SCS-0156)		
5	DIAPHRAGM DISC PLATE	SS	43943	2	
6	HEX NUT 5/16" - 24	SS	1263853 (RMET)	1	
7	SHAFT GUIDE	SS	43852	1	
8	O-RING -132	BUNA N	1071695 (ORB-132)	1	
		E.P.D.M.	1071734 (ORE-132)		
		FKM	1071806 (ORV-132)		
9	NORMALLY OPEN COMBO SHAFT	SS	44013	1	
10	DISC	BUNA N	1074232 (424-J)	1	
		E.P.D.M.	1074233 (424-JE)		
		FKM	1074236 (424-JV)		
		HYCAR	1074234 (424-JH)		
11	1/4"- 28 HEX NUT	SS	1263852 (NUS-0010)	1	
12	SEAT - (REQ'S ASSY TOOL)	BRASS	1074245 (424-MO)	1	
13	WASHER,5/16" X .60 OD	COPPER	1074252 (424-R)	1	
14	O-RING 2-110	BUNA N	1071689 (ORB-110TC)	1	
		E.P.D.M.	1071726 (ORE-110TC)		
		FKM	1239021 (ORV-110TC)		
15	O - RING 028	BUNA N	1071678 (ORB-028)	1	
		E.P.D.M.	15243 (ORE-028)		
		FKM	1071793 (ORV-028)		
16	DISC PLATE	SS	43942 (424-H)	1	
17	DIAPHRAGM	BUNA N	1074222 (424-FB)	1	
		FKM	1074224 (424-FV)		

THIS DOCUMENT IS SOLELY THE PROPERTY OF AQ-MATIC REPRODUCTION, USE DISCLOSURE, OR TRANSMISSION OF THIS DOCUMENT OR DETAILS CONTAINED HEREIN, IN PART OR IN WHOLE, IS PROHIBITED WITHOUT THE WRITTEN CONSENT OF AQ-MATIC ENGINEERING. THIS DOCUMENT AND ANY COPIES SHALL BE RETURNED TO AQ-MATIC UPON WRITTEN REQUEST.

INTERPRET DIMENSIONS AND TOLERANCES PER ASME Y14.5M -1994
 UNLESS OTHERWISE SPECIFIED:
 DIMENSIONS ARE IN INCHES (mm)
 CORNER FILLETS R.005-.020 [127-508]
 TOLERANCES:
 ANGLES : ±1°
 1 PLACE .X: ±.100 [2.54]
 2 PLACE .XX: ±.010 [0.25]
 3 PLACE .XXX: ±.005 [0.13]

THE COMPONENT OR PRODUCT DESCRIBED IN THIS DOCUMENT MUST COMPLY WITH RoHS 3 EU (EUROPEAN UNION) DIRECTIVE 2015/863



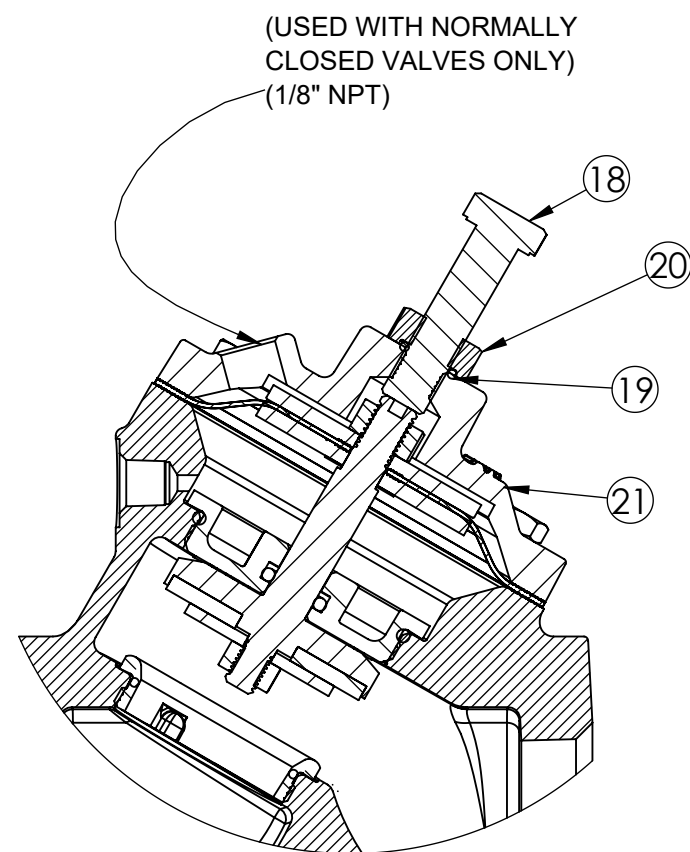
APPROVALS	DATE
DRAWN TRK	4-3-20
CHECKED BY	
APPROVED	



DESCRIPTION		CATALOG SHEET, 424	
		DIAPHRAGM VALVE STANDARD MODEL	
SIZE C	DWG NO. 1077614	REV. AB	
SCALE 1:5	SOLIDWORKS FORMAT	SHEET 1 OF 2	

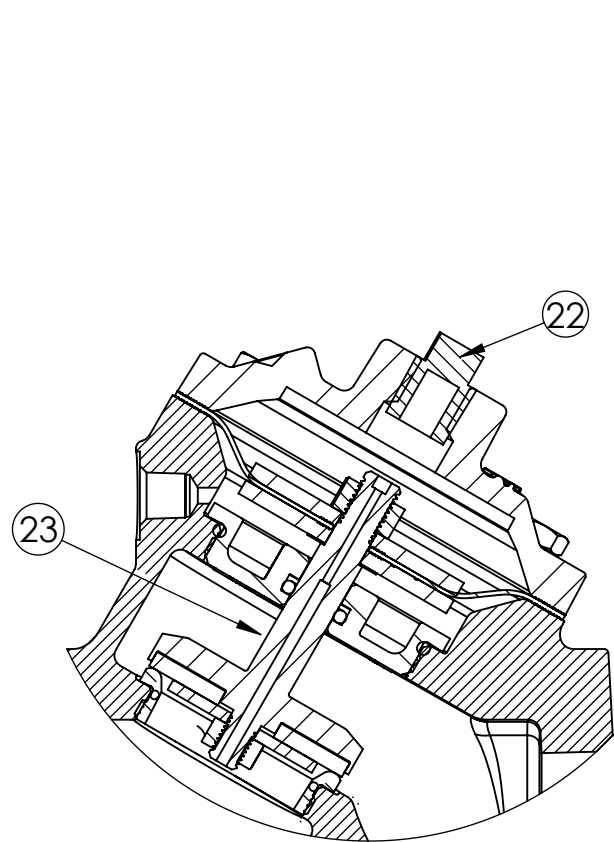
REVISIONS

ECN	REV.	DESCRIPTION	DATE	APP'D
		SEE PAGE 1 FOR CHANGES		



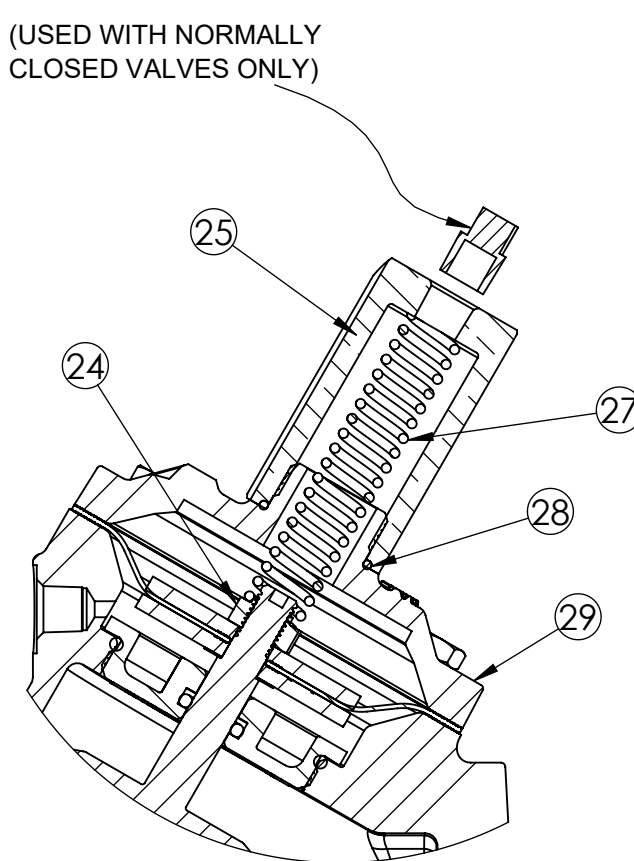
1072720 (V42D-0010-00000) (1-1/4" NPT)
1070028 (V42E-0010-00000) (1-1/2" NPT)

LIMIT STOP



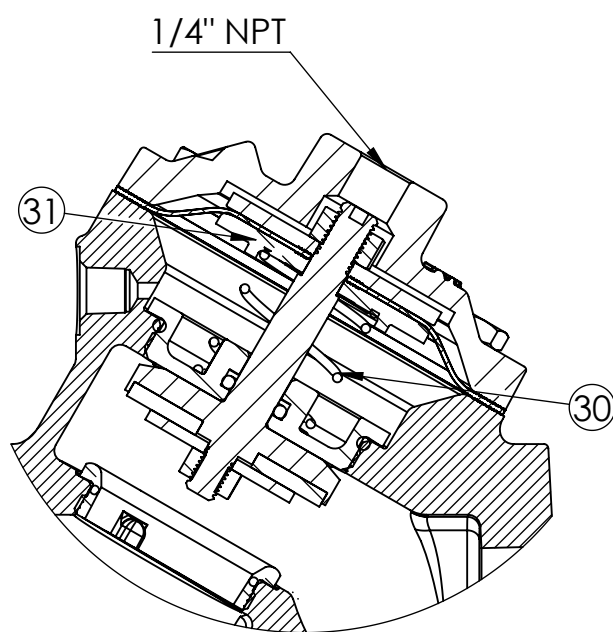
1072723 (V42D-0030-00000) (1-1/4" NPT)
1070026 (V42E-0030-00000) (1-1/2" NPT)

NORMALLY CLOSED



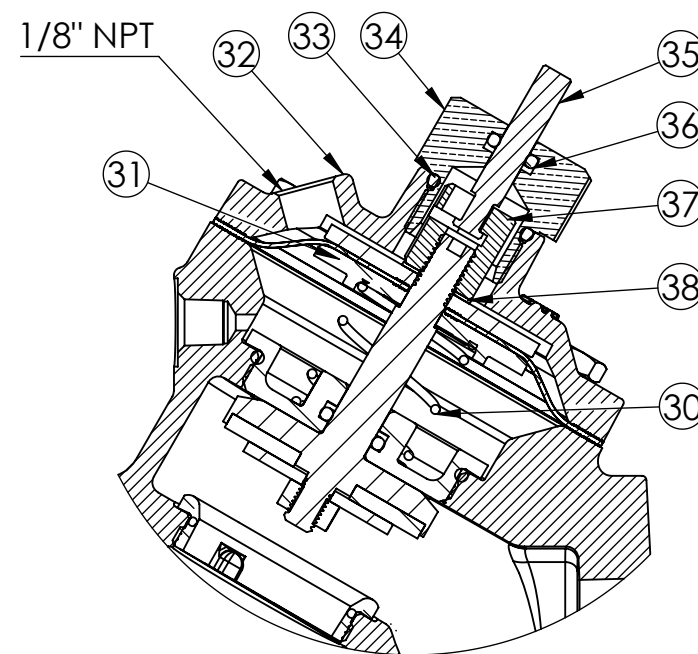
1072716 (V42D-0002-00000) (1-1/4" NPT)
1072792 (V42E-0002-00000) (1-1/2" NPT)

SPRING ASSIST CLOSED



1072715 (V42D-0001-00000) (1-1/4" NPT)
1070027 (V42E-0001-00000) (1-1/2" NPT)

SPRING ASSIST OPEN



1072722 (V42D-0021-00000) (1-1/4" NPT)
1072804 (V42E-0021-00000) (1-1/2" NPT)

POSITION INDICATOR

NO	DESCRIPTION	STD	PART NO.	QTY.
LIMIT STOP MODEL				
18	SCREW 3/8"-24	SS	1072362 (SCS-0031)	1
19	O-RING	BUNA-N	1071668 (ORB-012)	1
20	NUT, STOP, 3/8"-24	PLATED STEEL	4510459 (400-H)	1
21	CAP	CAST IRON	1074210 (424-CCC)	1
		CAST BRASS	1074213 (424-CCCB)	
NORMALLY CLOSED MODEL				
22	PIPE PLUG (1/4" NPT)	PLATED STEEL	1071918 (PLZ-0008)	1
		BRASS	1071904 (PLB-0009)	
23	COMBINATION SHAFT (NORMALLY CLOSED)	SS	44013-02 (424-LL)	1
SPRING ASSIST CLOSED MODEL				
24	CENTER NUT 5/16"-24	SS	1074276 (424-X)	1
25	RETAINER NUT	BRASS	1074274 (424-TT)	1
26	PIPE PLUG (1/8" NPT)	PLATED STEEL	1071917 (PLZ-0005)	1
		BRASS	1071903 (PLB-0007)	
27	SPRING	SS	1074270 (424-SS)	1
28	O-RING	BUNA-N	1071674 (ORB-020)	1
29	CAP	CAST IRON	1074208 (424-CC)	1
		CAST BRASS	1074209 (424-CCB)	
SPRING ASSIST OPEN MODEL				
30	SPRING	SS	1236766 (424-S)	1
31	DIAPH. PLATE, 424	SS	43728	1
POSITION INDICATOR MODEL				
32	CAP	CAST IRON	1074217 (424-CF)	1
		CAST BRASS	1074218 (424-CFB)	1
33	O-RING	BUNA-N	1071692 (ORB-116)	1
34	SHAFT GUIDE BUSHING	BRASS	1074121 (421-GF)	1
35	INDICATOR SHAFT	SS	1074251 (424-PM)	1
36	O-RING	BUNA-N	1071688 (ORB-108TC)	1
37	TOP NUT	BRASS	1074272 (424-TB)	1
38	LOCKWASHER	SS	1073590 (WAS-0007)	1

TORQUE TABLE		
ITEM #	DESCRIPTION	TORQUED TO (+/- 10%)
20	NUT, STOP	90 IN/LBS
24	CENTERING NUT	90 IN/LBS
25	RETAINER NUT	120 IN/LBS
34	SHAFT GUIDE BUSHING	120 IN/LBS
37	TOP NUT	90 IN/LBS

CONVERSION KITS	
DESCRIPTION	PART NO.
CONVERSION KIT (LIMIT STOP) CONSISTS OF STANDARD ITEM NO'S 18, 19, 20, 21	1074243 (424-LSC)
CONVERSION KIT (SPRING ASSIST CLOSED) CONSISTS OF STANDARD ITEM NO'S 24 THRU 29	1074266 (424-SCC)
CONVERSION KIT (SPRING ASSIST OPEN) CONSISTS OF STANDARD ITEM NO'S 13, 30, 31	1074269 (424-SOC)
CONVERSION KIT (POSITION INDICATOR) CONSISTS OF STANDARD ITEM NO'S 32 THRU 38	1074250 (424-PIC)

REPAIR PARTS KITS	
DESCRIPTION	PART NO.
INT. PARTS KIT (LIMIT STOP) CONSISTS OF STANDARD ITEM NO'S 18, 19, 20	1074242 (424-LS)
INT. PARTS KIT (NORM. CLOSED) CONSISTS OF STANDARD ITEM NO'S 5 (2x), 7, 16, 23	1070130 (424-RG)
INT. PARTS KIT (SPRING ASSIST CLOSED) CONSISTS OF STANDARD ITEM NO'S 24, 27, 28	1074265 (424-SC)
INT. PARTS KIT (SPRING ASSIST OPEN) CONSISTS OF STANDARD ITEM NO'S 13, 30, 31	1074268 (424-SO)
INT. PARTS KIT (POSITION INDICATOR) CONSISTS OF STANDARD ITEM NO'S 33 THRU 38	1074249 (424-PI)

THIS DOCUMENT IS SOLELY THE PROPERTY OF AQ-MATIC REPRODUCTION, USE DISCLOSURE, OR TRANSMISSION OF THIS DOCUMENT OR DETAILS CONTAINED HEREIN, IN PART OR IN WHOLE, IS PROHIBITED WITHOUT THE WRITTEN CONSENT OF AQ-MATIC ENGINEERING. THIS DOCUMENT AND ANY COPIES SHALL BE RETURNED TO AQ-MATIC UPON WRITTEN REQUEST.

INTERPRET DIMENSIONS AND TOLERANCES PER ASME Y14.5M -1994
UNLESS OTHERWISE SPECIFIED: DIMENSIONS ARE IN INCHES [mm]
CORNER FILLETS R.005-020 [127-508]
TOLERANCES:
ANGLES: ± 1°
1 PLACE .X: ± .100 [2.54]
2 PLACE .XX: ± .010 [0.25]
3 PLACE .XXX: ± .005 [0.13]

THE COMPONENT OR PRODUCT DESCRIBED IN THIS DOCUMENT MUST COMPLY WITH RoHS 3 EU (EUROPEAN UNION) DIRECTIVE 2015/863

THIRD ANGLE PROJECTION

APPROVALS: DRAWN: TRK, DATE: 4-3-20

DESCRIPTION: CATALOG SHEET, 424 DIAPHRAGM VALVE STANDARD MODEL

SIZE: C, DWG NO.: 1077614, REV.: AB

SCALE: 1:5, SOLIDWORKS FORMAT, SHEET 2 OF 2